




# Saw Guide Lube System



*Williams & White's guide lube system is a simple, maintenance friendly method for delivering lubrication to your saws.*

- *Virtually maintenance free*
- *Stainless steel components*
- *No Needle Valves means No Clogged lines*

*(picture): Four zone saw guide lube system*

## Highlights

- ✓ **Ball valves instead of needle valves** → to prevent blockage by minerals in water
- ✓ **flow meter (0.2 to 2 gallon per minute)** → to monitor and set the flow
- ✓ **Check valves** → Would guide water to the designated hose
- ✓ **pressure monitoring system** → to check the hose for any blockage
- ✓ **Non rusting material** → to prevent in water circuits
- ✓ **PLC Can be provided upon request** → To monitor pressure and cycle switches
- ✓ **Single or multiple zone systems** → up to 4 zone system
- ✓ **Simple Design** → For ease of use and to increase durability



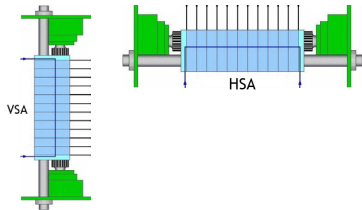
# Key Features



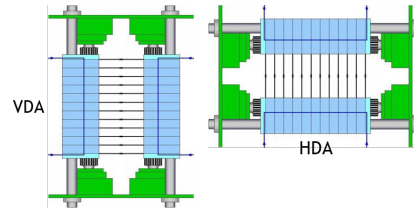
**+ One zone Saw Lube System**



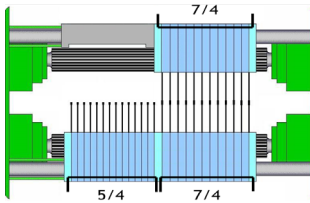
**+ Four Edger Saw Lube System**



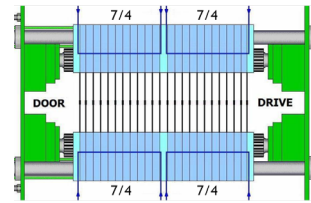
**+ Single zone Saw Lube System**



**+ Two zone Saw Lube System**



**+ Three zone Saw Lube System**



**+ Four zone Saw Lube System**

## Specifications

One zone system width	30"	762 mm
One zone system length	36"	914.4 mm
One zone system thickness	10"	254 mm
Four zone system width	36"	914.4 mm
Four zone system length	60"	1524 mm
Four zone system thickness	12"	304.8 mm



Sales@williamsandwhite.com  
www.williamsandwhiteequipment.com

**CALL US NOW**  
**+1 604-293-2268**  
**TOLL FREE: 1-888-293-2268**