



WILLIAMS & WHITE
EQUIPMENT

Auto Bench Hammerhead 3000



FULLY AUTOMATIC

The Hammerhead 3000 Auto-Bench is an all in one band saw processing center.

Designed to automatically tension and level a band saw with ease, the Hammerhead3000 is a must have for any saw mill or band saw producer.

Highlights

- ✓ **Fully automatic** → Leveling and tensioning of band saw blades
- ✓ **Carbide tungsten tensioning rolls** → For longer life
- ✓ **Touch screen control** → Simple and easy operation
- ✓ **High accuracy measuring system** → With 3 high precision sensors
- ✓ **Auto tracking system** → Lines up saw blade automatically in the machine
- ✓ **Saw blade Feeder** → Saw is driven with two feeder rolls
- ✓ **Double head system** → 2 Independent tensioning+Leveling heads
- ✓ **Protected working area** → By an optic curtain




Sales@williamsandwhite.com
www.williamsandwhiteequipment.com

CALL US NOW
+1 604-293-2268
TOLL FREE: 1-888-293-2268

Key Features


Auto tracking system

- + Lines up saw blade automatically in the machine



Double head system

- + Dual head tension + level independently




Touch screen control

- + Simple and easy operation



Fully automatic band saw center

- + Auto tensioning and leveling on one bench



Specifications

Saw blade width	3"-13"	80-330 mm
Saw blade length	16'-46'	5-14 m
Saw blade thickness	0.03"-0.08"	0.7-2.0 mm
Working speed adjustable	59'/Min	18 m/Min
Leveling tolerance adjustable	0.0008"-0.0015"	0.02-0.04 mm
Adjustable voltage tolerance	0.0015"-0.003"	0.04-0.08 mm



Sales@williamsandwhite.com
www.williamsandwhiteequipment.com

CALL US NOW
+1 604-293-2268
TOLL FREE: 1-888-293-2268